

Technical Specification

Product	EiV12 - Staff
Application	Staff
Length (mm)	12000
Width (mm)	2600
Height (mm)	3475
Wheelbase (mm)	6400
Floor Height (mm)	900
Seating Capacity	50+D HHR seat / 45+D Pushback seat
Tyres	295/80 R22.5
Max Speed (km/h)	80
Motor	Permanent Magnet Synchronous AC Motor, Max Power: 235 kW; Continuous Power: 140 kW
Battery	LFP Battery 184 kWh / 283 kWh
Range per Charge	>130 km / >200 km
Charging System	DC Fast Charging, CCS-2
Charge Time	1.5 to 2 Hours
Suspension	Front & Rear Air Suspension
Brakes	Disc at Front; Drum at Rear

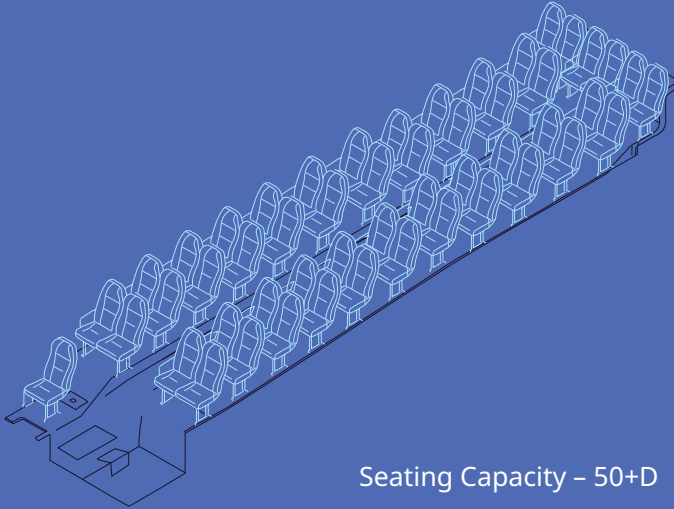
Specifications are subject to change. *All above mentioned features are subject to customer preferences and choice

SWITCH
Move Better

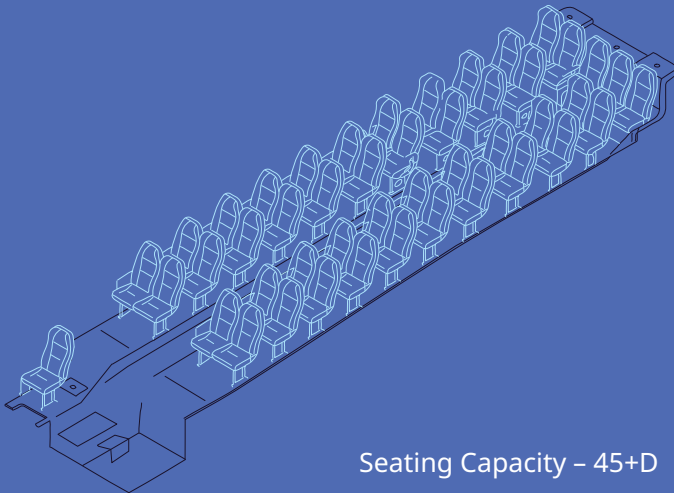
Corporate Office
3rd floor, Prestige Cosmopolitan, No. 36, Sardar Patel Road, Guindy, Chennai - 600032
P: 044 69034800 | E: info@switchmobilityev.com | W: switchmobilityev.com



Seating Layout



Seating Capacity – 50+D



Seating Capacity – 45+D



SWITCH
EiV12
STAFF



Next generation eBus

SWITCH EiV12 is our first fully electric bus specifically designed for the Indian market. This next-generation eBus, features customer-centric offerings on technology and passenger comfort, while being contemporary and futuristic.

SWITCH EiV12 delivers exceptional drive performance and efficiency, and is embedded with proprietary, connected technology solutions, 'SWITCH iON', enabling remote, real-time diagnostics and monitoring services, as well as world-class digital battery management tools.

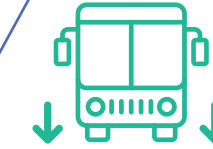
Superior efficiency with long battery life

The SWITCH EiV range of buses have been uniquely configured to meet customer requirements offering maximum passenger capacity and comfort. The buses are also equipped with new generation advanced chemistry LFP batteries, specially formulated for the Indian market and climatic conditions.



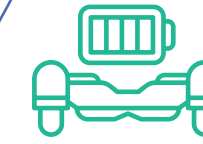
Staff Bus

Light & Smart ebus for short & medium distance travel



Lower Seating Height

One step lesser for entry to seating area



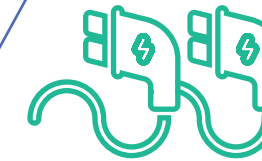
Floor Mounted Batteries

Lower center of gravity for excellent vehicle stability



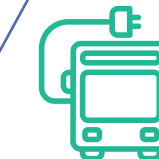
Streamline Bus Design

Aerodynamic, smooth gliding through highways



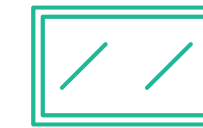
Dual Gun Fast Charging

For less charging time & quick turnaround between trips.



Charger Ports in Rear Bus Panel

Ergonomically located for quick charger plug-in / plug-out operations



Large Window Glass Area

Provides roomy feel & comfortable ride



Safety

Equipped with Fire Detection & Suppression System (FDSS)